

AGRICULTURE OUTLOOK

Volume VII, ISSUE 3, 2022



PLANNING & RESEARCH DEPARTMENT
ZARAI TARAQIATI BANK LIMITED
HEAD OFFICE, ISLAMABAD





S.No	CONTENT	Page
1	EXECUTIVE SUMMARY	3
2	CURRENT CROP SITUATION	4
2.1	Wheat	4
2.2	Oilseed Gram, and Lentils:	4
2.3	Maize	4
2.4	Sugarcane	4
2.5	Horticulture	4
3	WEATHER SITUATION	5
4	DROUGHT SITUATION	6
5	WATER AVAILABILITY/ DAMS FLOW DATA	7
6	AVERAGE PRICES OF AGRI. COMMODITIES	8
7	TRADE SITUATION	9
8	FERTILIZER OFFTAKE SITUATION	10
9	NEWS TRENDS	11
10	AGRO ADVISORY SERVICES	13



EXECUTIVE SUMMARY

Wheat crop is reported satisfactory both in rainfed and irrigated areas due to good rainfall throughout the month. The crop is reported at shooting/heading stage in most of the agricultural plains. Growth of gram and lentil has also been reported satisfactory and the crops are at flowering/pod formation stage. Harvesting of oilseed crop has been started. Sowing/land preparation for summer vegetables is in progress. Sowing of Spring Maize crop has almost been completed.

During this month of February, below normal rainfall has been reported in most of the agricultural plains of the country. Mean daily temperature remained normal to slightly below normal by 1-2°C in all the agricultural plains of the country.

As per estimate of Pakistan Bureau of Statistics (PBS) during the month of February average prices of most of agri. commodities were increased in the country. Remarkable decrease in average prices of Eggs, Potatoes, Onions, Condiments & Spices, Sugar and Pulse Moong has been reported. Conversely, notable increase in average prices of commodities like Tomatoes, Chicken, Vegetables, Fruits, and Mustard oil, Fish, Pulse Gram, Vegetable Ghee, Cooking Oil, Besan, Rice, Gram whole, Meat and Pulse Masoor was observed.

According to Pakistan Bureau of Statistics, exports from Pakistan during the Month of January, 2022 amounted Rs.461,651 million (provisional) as against Rs.489,639 million in December, 2021 and Rs.343,533 million during January, 2021 showing a decrease of 5.72% over December, 2021 but an increase of 34.38% over January, 2021.

As mentioned by National Fertilizer Development Centre (NDFC) Total nutrient off take during January 2022 was 400 thousand tonnes compared to 435 thousand tonnes during January 2021, showing a decrease of 8 per cent. Production of all fertilizer products during January 2022 was 811 thousand tonnes. Total Imported supplies of fertilizers in January 2022 were 57.4 thousand tonnes.



CURRENT CROP SITUATION

1. Wheat Crop

In Punjab and Sindh Growth of wheat crop is reported satisfactory both in rainfed and irrigated areas due to good rainfall throughout the month. The crop is reported at shooting/heading stage in most of the agricultural plains of the province. In KP province overall growth and development of wheat crop in the province is reported satisfactory. Crop is at shooting/heading/flowering stage. In Balochistan wheat crop growth is also reported satisfactory.

Aphid attack on wheat crop has been reported in some areas of Punjab province. The Department of Agriculture Extension advised the farmers not to use any chemical spray to avoid aphid attack but use cold water spray to control aphid attack. Federal government refused to increase wheat support price from Rs 1950 fixed in the start of season to Rs.2200/- to control upward trend of inflation. Sindh has already fixed wheat support price of Rs. 2200/- per 40kg and further Punjab government has also increased wheat support to Rs. 2200/- per 40kg.

2. Oilseed Gram, and Lentils:

Growth of gram and lentil has also been reported satisfactory and the crops are at flowering/pod formation stage. Harvesting of oilseed crop has been started at some areas of the Punjab province. Castor oil is growing satisfactory and its first picking is in progress. In Sindh province Safflower is at vegetative stage and growth has reported well. Growth of linseed has been reported well and the crop is at capsule formation stage.

3. Maize Crop:

Spring Maize sowing has been complete in Sindh Province. In Punjab Province Spring Maize crop is in Process of sowing. Farmers were advised to complete sowing process before the end of the month and to cultivate hybrid maize varieties for high yield and fodder production.

4. Sugarcane:

In Punjab Harvesting/crushing of sugarcane has been completed and good yield is reported. In KP province Harvesting/crushing of sugarcane has almost completed and good yield has been reported. During the cropping season no climatic disaster has been reported.

5. Horticulture

- In Punjab Sowing/land preparation for summer vegetables is in progress.
- In Sindh Mangoes are at flowering stage and Hopper attack has been reported in some areas of lower Sindh. The growth of other seasonal fruits like guava, banana, Cheeko is in good condition.
- In KP Sowing/land preparation for summer vegetables has started.



- In Bloachistan Growth of fruit orchards and that of seasonal vegetables is satisfactory and harvesting/picking is in progress.

Source:

Directorate of Agricultural information Punjab, Sindh, KP

Department of Agricultural Extension Balochistan

WEATHER SITUATION

Rainfall/Precipitation:

Our climate is changing and climate change is having higher impact on changing weather patterns. Winter rains generally continue from December to March all around Pakistan. During this month of February, below normal rainfall has been reported in most of the agricultural plains of the country.

Chief amounts of monthly rainfall recorded across Pakistan during February, 2022.

S. No.	Stations	Rainfall (mm)	S. No.	Stations	Rainfall (mm)
1	Rawalakot	149.7	11	Deolian (AJK)	62.9
2	Dhulli (AJK)	142.5	12	Murree	62.8
3	Malam Jabba	126.7	13	Balakot	61.0
4	Chakothei (AJK)	95.0	14	Chattar Kalas (AJK)	58.3
5	Muzaffarabad City	87.4	15	Kotli	55.0
6	Bandi Abbaspur (AJK)	83.4	16	Saidu Sharif	52.0
7	Gsrhi Dupatta	78.7	17	W.S.R Mangla	50.3
8	Haraman (AJK)	78.2	18	Babusar	50.0
9	Pattan	72.0	19	Joharabad	49.0
10	Dir	67.0	20	Kalam	47.9

Relative Humidity

The mean value of Relative humidity was observed 68% at Sargodha followed by 63% at Rawalpindi and 60% at Skardu. The minimum value was observed at Gilgit and Quetta as 32% due to its almost dry climate during the month.

From overall analysis, it is evident that due to below normal rains reported in February mostly low moisture conditions observed in most of the irrigated and rainfed areas.

Temperature Situation during February, 2022

Temperature situation is as important in the growth and development of the crops. Thermal regime in this month remained normal or slightly above normal in most agricultural plains of the country. Mean daily temperature remained normal to slightly below normal by 1-2°C in all the agricultural plains of the country. Mean daily temperature ranged 11 to 14°C in Khyber Pakhtunkhwa, 10 to 13°C in Potohar plateau, in remaining parts of Punjab it ranged 13 to 14°C, 14 to 16°C in Sindh, -2 to 6°C in Gilgit-Baltistan region and it was observed 6°C in the high elevated agricultural plains of Baluchistan represented by Quetta valley.



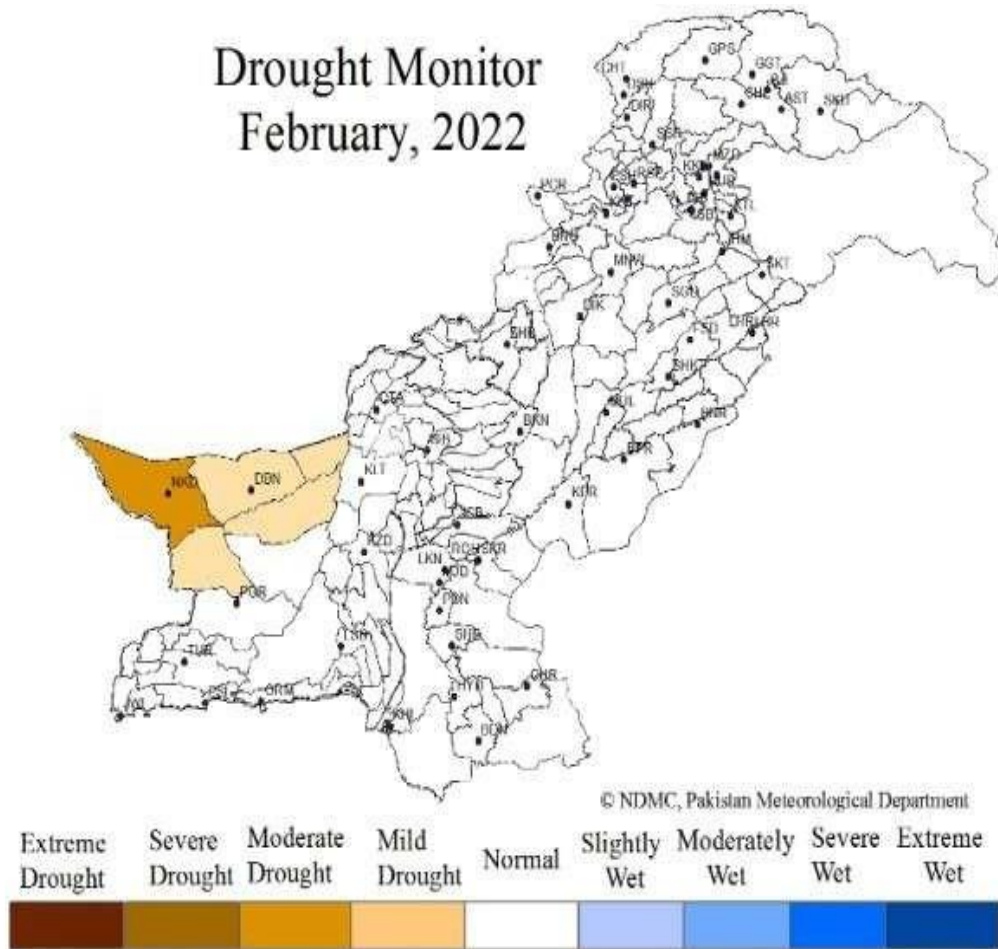
Weather Prediction during March 2022

Potohar plateau and northern KPK predicted to receive rainfall ranging from 160mm to 190mm depending upon location. However, remaining parts of Punjab, KPK and high agricultural plains of Balochistan are predicted to experience precipitation between 125mm and 150mm. The rainfall amounts in rest parts of the country would also be significant.

Southeastern Punjab and Sindh are expected to receive nearly normal rainfall during the forecast month. Below normal precipitation is expected elsewhere with maximum departure over northern and western parts.

DROUGHT SITUATION

Spatial drought analysis, In Balochistan, Taftan, Dalbandin, Nushki, Mashkhel and Kharan areas are facing Mild to moderate drought conditions, while rest of the country is showing normal conditions.

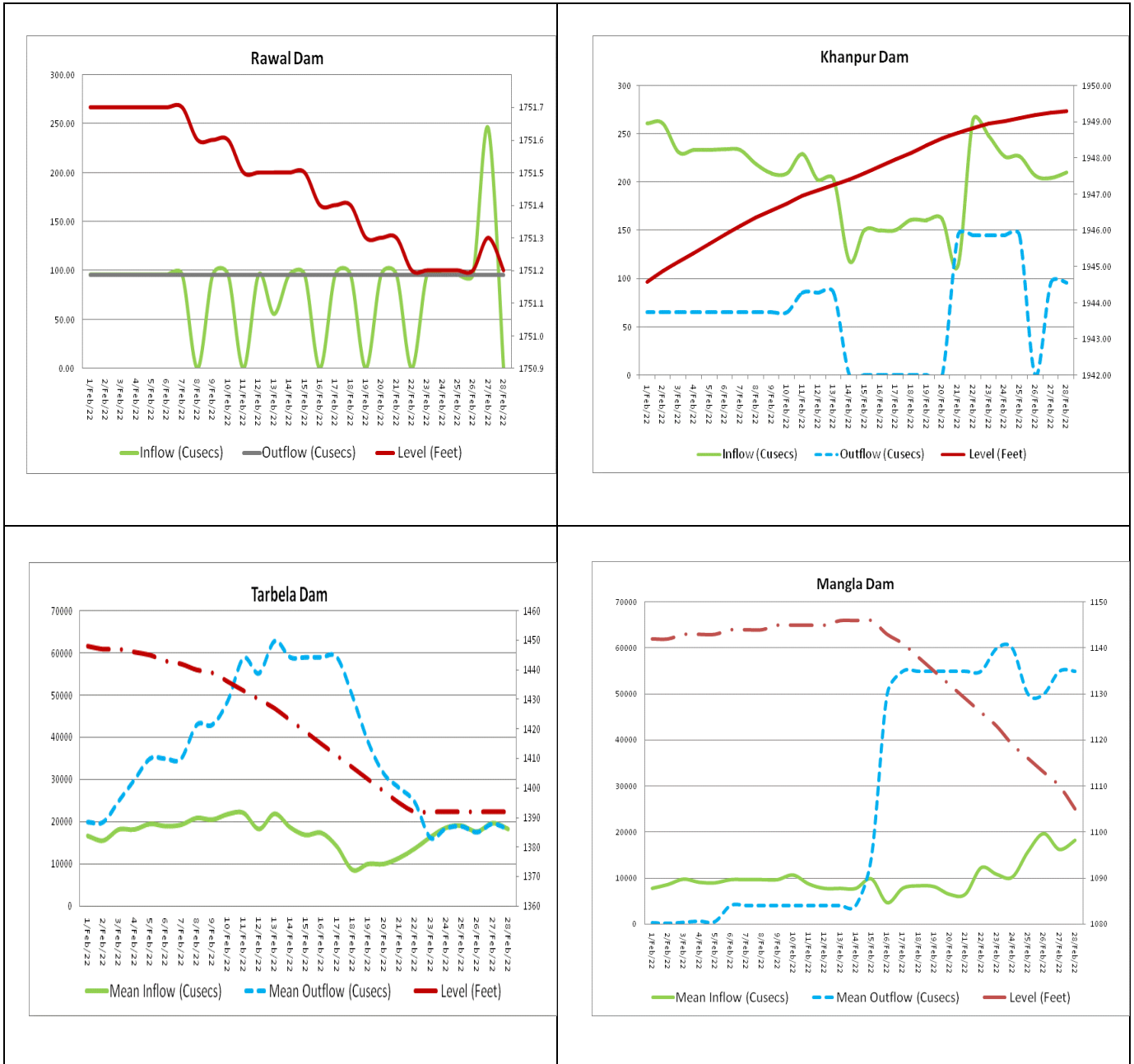


Source: <http://www.ndmc.pmd.gov.pk/>



WATER AVAILABILITY/DAMS FLOW DATA:

During the month of February 2022, water inflow, outflow and levels of Rawal, Khanpur, Tarbela and Mangla dams are shown in the diagrams given below. Decreasing in level has been observed in reservoir levels in all the dams except at Khanpur dam has shown an increasing trend.



Source: <http://www.ndmc.pmd.gov.pk/>





AVERAGE PRICES OF AGRI. COMMODITIES

During the Month of Feb 2022 average prices of most of agri. commodities were increased in the country over the month of January 2022. A brief summary of increase/ decrease in average prices of commodities are given below:

- Remarkable decrease in average prices of Eggs, Potatoes, Onions, Condiments & Spices, Sugar and Pulse Moong has been reported by Pakistan Bureau of Statistics.
- Conversely, notable increase in average prices of commodities like Tomatoes, Chicken, Vegetables, Fruits, Mustard oil, Fish, Pulse Gram, Vegetable Ghee, Cooking Oil, Besan, Rice, Gram whole, Meat and Pulse Masoor was observed in February by the Pakistan Bureau of Statistics

S. No.	Description	Unit	Average Prices			%change Feb 22 over	
			Feb 22	Jan 22	Feb 21	Jan 22	Feb 21
1	Wheat Flour Bag	20 Kg	1167.19	1164.81	955.79	0.20	22.12
2	Rice Basmati Broken (Average Quality)	1 Kg	101.96	100.48	90.62	1.47	12.51
3	Rice IRRI-6/9 (Sindh/Punjab)	1 Kg	75.05	74.99	71.39	0.08	5.13
4	Bread plain (Small Size)	Each	65.08	65.08	55.54	0.00	17.18
5	Beef with Bone (Average Quality)	1 Kg	593.50	583.78	475.38	1.67	24.85
6	Mutton (Average Quality)	1 Kg	1206.60	1182.12	998.64	2.07	20.82
7	Chicken Farm Broiler (Live)	1 Kg	222.37	195.81	231.26	13.56	-3.84
8	Milk fresh (Un-boiled)	1 Ltr	115.60	115.23	105.24	0.32	9.84
9	Curd (Dahi) Loose	1 Kg	133.40	133.26	121.86	0.11	9.47
10	Powdered Milk NIDO 390 gm Polyba	Each	508.47	504.05	481.22	0.88	5.66
11	Eggs Hen (Farm)	1 Dozen	157.39	177.09	146.96	-11.12	7.10
12	Mustard Oil (Average Quality)	1 Kg	403.03	380.28	269.90	5.98	49.33
13	Cooking Oil DALDA or Other Similar	Each	2109.06	2065.72	1479.05	2.10	42.60
14	Vegetable Ghee DALDA/HABIB 2.5 kg	Each	1031.87	1014.87	740.86	1.68	39.28
15	Vegetable Ghee	Each	406.09	399.44	291.32	1.66	39.40

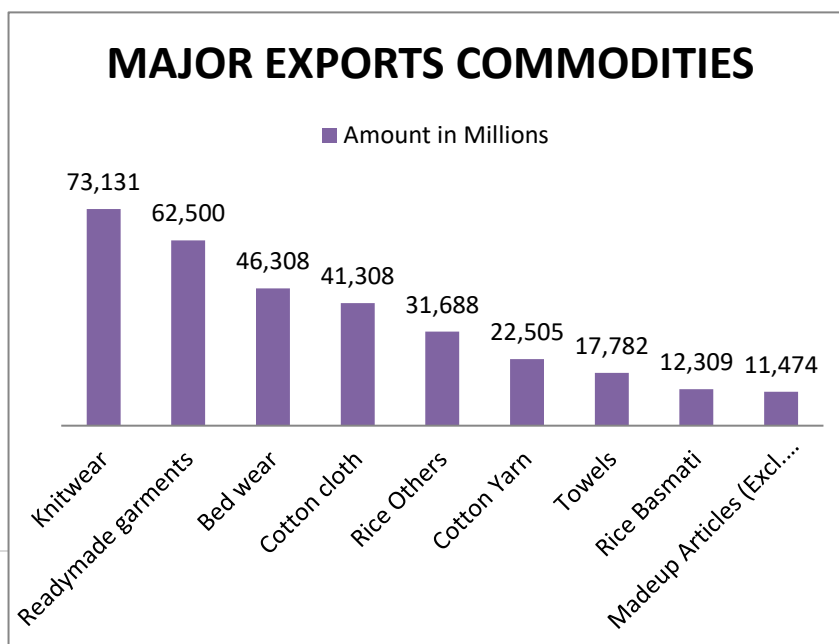
	DALDA/HABIB						
16	Bananas (Kela) Local	1 Dozen	90.82	83.39	82.24	8.91	10.43
17	Pulse Masoor (washed)	1 Kg	214.81	212.99	155.90	0.85	37.79
18	Pulse Moong (Washed)	1 Kg	168.63	170.92	234.28	-1.34	-28.02
19	Pulse Mash (Washed)	1 Kg	271.47	270.67	255.22	0.30	6.37
20	Pulse Gram	1 Kg	165.83	161.93	147.42	2.41	12.49
21	Potatoes	1 Kg	36.80	42.28	37.59	-12.96	-2.10
22	Onions	1 Kg	36.35	39.41	38.02	-7.76	-4.39
23	Tomatoes	1 Kg	136.71	55.51	34.19	146.28	299.85
24	Sugar Refined	1 Kg	89.28	92.18	92.96	-3.15	-3.96
25	Gur (Average Quality)	1 Kg	138.09	139.27	128.60	-0.85	7.38

Increase  Decrease 

TRADE SITUATION

Exports:

- According to the provisional figures compiled by the Pakistan Bureau of Statistics, exports from Pakistan during January, 2022 amounted to Rs.461,651 million (provisional) as against Rs.489,639 million in December, 2021 and Rs.343,533 million during January, 2021 showing a decrease of 5.72% over December, 2021 but an increase of 34.38% over January, 2021.
- In terms of US dollars the exports in January, 2022 were \$ 2,618 million (provisional) as compared to \$ 2,764 million in December, 2021 showing a decrease of 5.28% but increased by 22.05% as compared to \$ 2,145 million in January, 2021.
- Exports during July – January, 2021 - 2022 totaled Rs. 3,023,435 million (provisional) as against Rs. 2,322,286 million during the corresponding period of last year showing an increase of 30.19%.

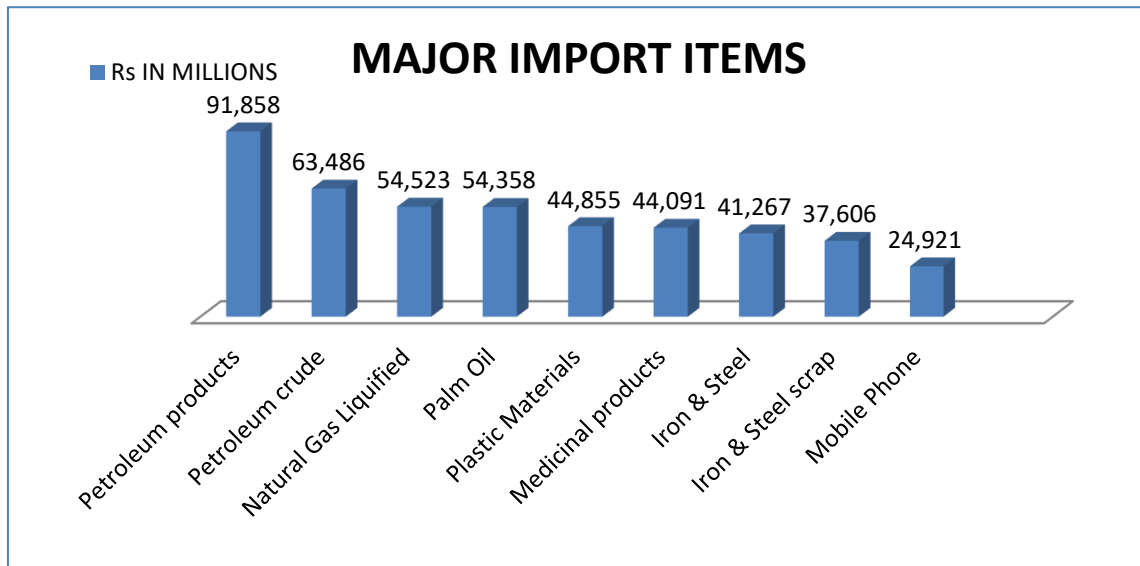




Imports

- Imports into Pakistan during January, 2022 amounted to Rs. 1,067,207 million (provisional) as against Rs. 1,342,938 million in December, 2021 and Rs. 769,235 million during January, 2021 showing a decrease of 20.53% over December, 2021 but an increase of 38.74% over January, 2021.
- In terms of US dollars the imports in January, 2022 were \$ 6,053 million (provisional) as compared to \$ 7,580 million in December, 2021 showing a decrease of 20.15% but increased by 26.03% as compared to \$ 4,803 million in January, 2021.
- Imports during July – January, 2021- 2022 totaled Rs. 7,942,419 million (provisional) as against Rs. 4,765,362 million during the corresponding period of last year showing an increase of 66.67%.

2. In terms of US dollars the imports during July – January, 2021 - 2022 totaled \$ 46,616 million (provisional) as against \$ 29,257 million during the corresponding period of last year showing an increase of 59.33%.



Source: Pakistan Bureau of Statistics

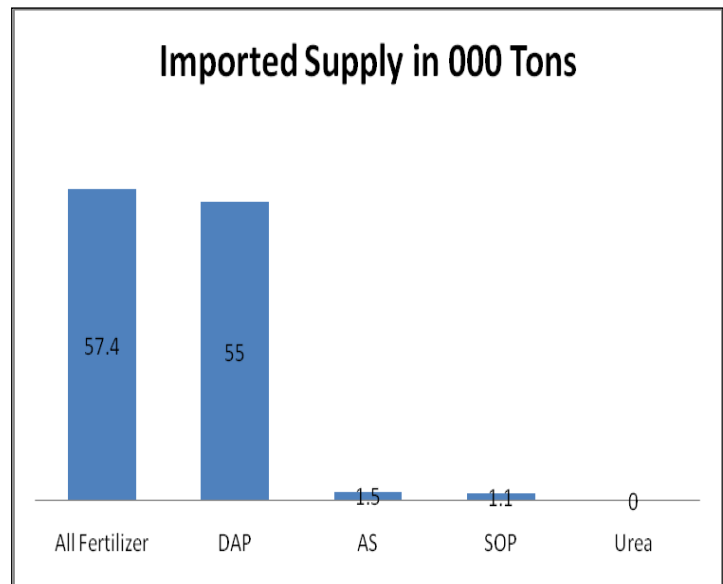
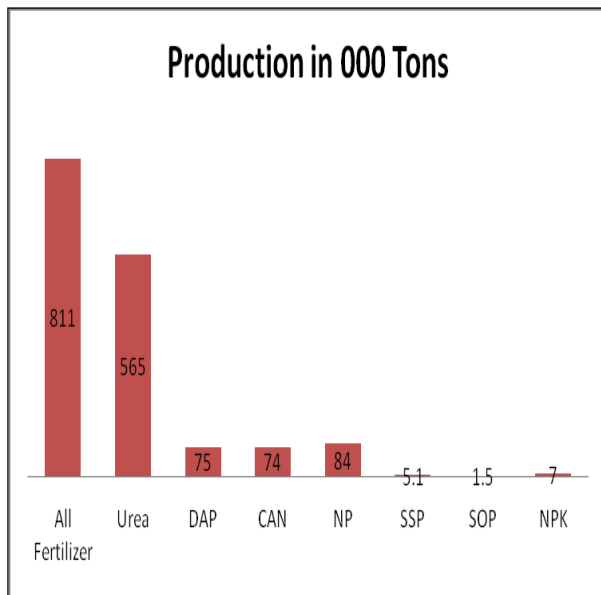
FERTILIZER OFFTAKE SITUATION

- ❖ Total nutrient off take during January 2022 was 400 thousand tonnes compared to 435 thousand tonnes during January 2021, showing a decrease of 8 per cent.
- ❖ Nitrogen off take was 328 thousand tonnes which decreased by 10.6 per cent
- ❖ Phosphate off take was 66 thousand tonnes showing an increase of 5.4 per cent over January 2021.
- ❖ Potash off take also increased by 16.4 per cent.
- ❖ DAP off take was 113 thousand tonnes, which registered an increase of 35.1 per cent as compared to January 2021 (84 thousand tonnes). This increase in DAP off take is due to tying up of DAP with sale of urea.



FERTILIZER PRODUCTION AND IMPORTED SUPPLIES:

Production of all fertilizer products during January 2022 was 811 thousand tonnes. Out of this, urea was 565 thousand tonnes reported by the National Fertilizer Development Centre (NFDC) respectively. Total Imported supplies of fertilizers in January 2022 were 57.4 thousand tonnes.



NEWS TRENDS

7000 Registered For Kissan Cards, 2000 Issued: DDA

District Director Agriculture (DDA), on Tuesday informed that seven thousand farmers have been registered for Kissan cards while more than two Thousand (2000) cards have already been delivered and more than three thousand sent to their respective circles in District Peshawar for distribution.

Talking to media, he said that the Department of Agriculture (extension) has started a full-fledged campaign and issued instructions to each circle to inform the farmers so that they could timely prepare their requirements for the Kissan Card. On a daily basis, farmers were called by phone from the academy Circle to receive their cards from the nearest circle.

Spot Rates of Cotton (Crop 2021-22)

Karachi Cotton Association (KCA) on Tuesday announced the following KCA Spot Rates for local dealing in Pak rupees for base grade 3 (three) staple length 1 1/16" Micronaire value between 3.8 and 4.9 NCL. Rate Ex Gin Up country Spot Rates for price Expenses Ex Karachi 37.324 kgs 19,900 180 20,080 Equivalent 40 kgs 21,327 193 21,520.



Advisory for Farmers to Control Whitefly Attack on Vegetables

The agriculture experts advised growers to take immediate steps to control an attack of whitefly on vegetable crops. Whitefly remains active and its attack is witnessed at vegetable crops when cotton crops are not present in the fields. The growers should conduct pest scouting of their crops twice in a week so that pest attacks, including whitefly, could be controlled. The farmers could get guidance, help and information from agri helpline, Department of Agriculture Extension and Directorate of Agricultural information.

Sources:

- <http://www.parc.gov.pk/index.php/en/>
- <https://www.urdupoint.com/en/news/agriculture.html>
- <http://dai.agripunjab.gov.pk/>
- www.pmd.org.pk
- www.pccc.gov.pk
- <http://www.nfdc.gov.pk/>



زرعی سفارشات برائے کسان

گندم

- ☆ اکتی کاشت فصل کو دوسرا پانی 80 سے 90 دن اور چھٹی کاشت فصل کو دوسرا پانی 70 سے 80 دن بوائی کے بعد گوبھر کی حالت جبکہ تیسرا پانی اکتی کاشت گندم کو 125 سے 130 دن اور چھٹی کاشت گندم کو 110 سے 115 دن بوائی کے بعد دانے کی دودھیا حالت پر دیں۔

کماو

- ☆ فصل کی کاشت کاموزوں ترین وقت فروری کے پہلے ہفتے سے مارچ کے وسط تک ہے۔ اور اچھی پیداوار کے حصول کے لیے کاشت اچھے کاس والی بھاری میرا زمین کا انتخاب کریں۔
- ☆ ہمیشہ صحت مند بیماریوں اور کیڑوں سے پاک مندرجہ ذیل بیج استعمال کریں۔
- ☆ بھرتی دادہ اقسام سی پی ایف 213، ایس پی ایف 234، سی پی ایف 246، سی پی ایف 247، سی پی ایف 248 اور سی پی ایف 249۔
- ☆ بروقت کاشت اور دیگر موزوں حالات میں فی ایکڑ دو آنکھوں والے 30 ہزار سے ڈالنے چاہیں۔
- ☆ کاشت کھیلپوں میں کرنے کے لیے ہموار زمین کو گہرا ہل چلا کر مناسب تیاری کے بعد سہاگہ دیں اور پھر جر کے ذریعے 10 تا 12 انچ گہری کھیلپوں 4 فٹ کے فاصلہ پر بنائیں۔
- ☆ کمزور زمین میں 3 بوری ڈی اے پی اور 2 بوری ایس او پی یا پونے 2 بوری ایم او پی درمیانی زمین میں 2.5 بوری ڈی اے پی اور 2 بوری ایس او پی یا پونے 2 بوری ایم او پی اور زرخیز زمین میں 2 بوری ڈی اے پی اور 2 بوری ایسا او پی یا پونے دو بوری ایم او پی ایکڑ بوائی کے وقت ڈالیں۔

مکی

- ☆ بہار مکی کی کاشت تمام میدانی علاقوں میں فروری کے آخر تک مکمل کر لیں۔ موزوں ترین وقت فروری کے آخر میں ہے۔
- ☆ بہار مکی ک کاشت کے لیے قطاروں کا درمیانی فاصلہ اڑھائی فٹ رکھیں۔ ڈرل کاشت کی صورت میں شرح بیج 12 تا 15 کلوگرام فی استعمال کریں۔ وٹوں پر کاشت کیلئے 8 سے 10 کلوگرام بیج فی ایکڑ استعمال کریں۔
- ☆ دوغلی اقسام کے لیے کمزور زمینوں میں 3 بوری ڈی اے پی + 2 ایس او پی درمیانی زمینوں میں پونے 2 بوری یوریا، اڑھائی بوری ڈی اے پی + ڈیڑھ بوری ایس او پی اور زرخیز زمینوں کے لیے 2 بوری ڈی اے پی اور 1 بوری ایس او پی فی ایکڑ استعمال کریں۔

سورج مکھی

- ☆ شمالی اور وسط پنجاب میں سورج مکھی کی کاشت کا وقت فروری کے آخری ہے۔ جبکہ جنوبی پنجاب میں 10 فروری تک کاشت مکمل کر لیں۔
- ☆ ترقی دادہ اقسام میں ہائی سن 33، ٹی 40318 اور اے جی ایس یو این 5264، بوائس 666 کاشت کریں۔
- ☆ کاشت بذریعہ پلانٹر، ٹریکٹر ڈرل، پوریا کیر اور ڈبنگ کے ذریعے بھی کاشت کی جاسکتی ہیں۔
- ☆ اچھے گاؤں کے لیے 2 تا 25 کلوگرام بیج فی ایکڑ استعمال کریں۔ فصل قطاروں میں کاشت کریں۔ قطاروں کا درمیانی فاصلہ سوا فٹ سے رکھیں اور پودوں کا درمیانی فاصلہ آبپاش علاقوں میں 9 انچ اور بارانی علاقوں میں ایک فٹ رکھیں۔

سبزیات و باغات

- ☆ موسم گرما میں اگائی جانے والی سبزیوں میں کریلہ، گھیا کدو توری، بھنڈی توری، بیگن، ٹماٹر، سبز مرچ شملہ، تراور کھیرا کی کاشت کا وقت فروری تا مارچ ہے۔
- ☆ ٹماٹر اور مرچ کی کاشت بذریعہ پھیری کریں۔ جب پھیری کی عمر 30 تا 35 دن ہو جائے تو اس پھیری کو پھریوں پر سفارش کردہ فاصلے کے مطابق منتقل کریں۔
- ☆ آم کے پودوں میں ٹروجن فاسفورس، پوناش اور وٹیم کی کھاد ڈالیں اور بعد میں آبپاشی کریں۔

Source: Zarat Nama, Directorate of Agricultural Information

پلاننگ اینڈ ریسرچ ڈیپارٹمنٹ

زرعی ترقیاتی بینک لمیٹڈ

ہیڈ آفس، اسلام آباد