

Vol. 6, Issue I

AGRICULTURE OUTLOOK



PLANNING & RESEARCH DEPARTMENT
ZARAI TARAQIATI BANK LIMITED
HEAD OFFICE, ISLAMABAD.



Contents

EXECUTIVE SUMMARY -----	03
1. CURRENT CROP SITUATION-----	04
1.1. <i>Wheat</i> -----	04
1.2. <i>Cotton</i> -----	05
1.3. <i>Rice</i> -----	06
1.4. <i>Sugarcane</i> -----	07
1.5. <i>Maize</i> -----	08
1.6. <i>Minor Crops</i> -----	08
1.7. <i>Fruits & Vegetables</i> -----	08
2. WEATHER OUTLOOK-----	09
3. DROUGHT SITUATION -----	11
4. AVERAGE PRICES OF AGRICULTURAL COMMODITIES -----	13
5. WATER AVAILABILITY/ DAMS FLOW DATA-----	13
6. TRADE SITUATION-----	15
7. FERTILIZER OFF TAKE SITUATION-----	18
8. LATEST NEWS & TRENDS-----	19
9. FARMER’S ADVISORY-----	20



EXECUTIVE SUMMARY

Picking/harvesting/crushing of sugarcane, seasonal vegetables and fruit orchids especially citrus and apple were the major field activities in most of the agricultural plains of the country during the month. Irrigation as per requirement and availability was provided. Pace of growth and developments of the crops both in irrigated and especially in rainfed areas affected due to a bit dry and colder weather conditions in most of the agricultural plains of the country during the month.

The weather outlook for the month of January and February 2021, shows that normal rainfall is expected in most of the agriculture plains of the country. However, minimum negative anomaly can be seen in upper Khyber Pakhtunkhwa, eastern Punjab, Potohar region, Kashmir and adjoining areas.

According to the data released by IRSA on 11th January 2021, water level in the Indus River at Tarbela Dam was 1470.73 feet, and outflow as 35,000 cusecs. The water level in the Jhelum River at Mangla Dam was 1168.00 feet whereas the inflow and outflow of water was recorded as 11,200 cusecs and 23,000 cusecs respectively. The release of water at Kalabagh, Taunsa and Sukkur was recorded as 35,300, 14,900 and 4,200 cusecs respectively. Similarly, from the Kabul River a total of 8,300 cusecs of water was released at Nowshera and 14,400 cusecs released from the Chenab River at Marala.

According to the provisional figures compiled by the Pakistan Bureau of Statistics, exports from Pakistan during November, 2020 amounted to Rs. 346,063 million (provisional) as against Rs. 342,063 million in October, 2020 and Rs. 311,786 million during November, 2019 showing an increase of 1.17% over October, 2020 and of 10.99% over November, 2019.

Imports into Pakistan during November, 2020 amounted to Rs. 686,349 million (provisional) as against Rs. 633,218 million in October, 2020 and Rs. 609,639 million during November 2019 showing an increase of 8.39% over October, 2020 and of 12.58% over November 2019.



According to FAO GIEWS Country Brief, Pakistan 09-December-2020, Harvesting of the 2020 main season crop, mostly rice and maize, expected to be completed by mid December. The 2020 paddy output is estimated at a record 12.3 million tonnes, reflecting the high level of plantings in response to remunerative prices. Damages to standing paddy crops were reported in Sindh Province due to floods in August and locust infestation. The 2020 maize output is forecast at a record level of 7 million tonnes reflecting the high level of plantings due to the strong demand by the feed industry. Adequate supplies of high yielding seed varieties, which covered nearly 70 percent of the planted area, increased productivity. The 2020 wheat output, harvested in June, is officially estimated at a below average level of 25.25 million tonnes, mostly reflecting reduced yields due to heavy rains and hail in March and April in Punjab Province and by locust infestation.

Pakistan				
Cereal Production				
	2015-2019 average	2019	2020 estimate	change 2020/2019
	000 tonnes			percent
Wheat	25 365	24 358	25 250	3.7
Rice (paddy)	10 709	11 114	12 264	10.3
Maize	6 063	6 700	7 000	4.5
Others	519	522	523	0.2
Total	42 657	42 694	45 037	5.5

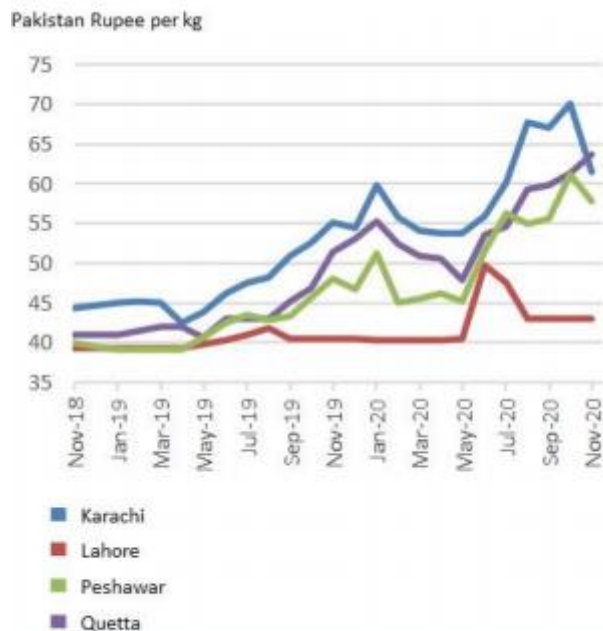
1. CURRENT CROP SITUATION

1.1. Wheat

Wheat crop production in Pakistan is facing the challenge of sustainability to meet the country food requirements. Main reasons for less wheat production in last two to three years are; Non availability of certified and improved varieties seed, Imbalance use of fertilizers particularly of phosphate due to high prices, Spread of rust disease due to high humidity, Rains causing lodging particularly at the time of maturity / harvest Effective and timely measures for management of above issues can help in sustainable production.

Wheat crop is at tillering stage in Punjab and Sindh while growing at third leaf stage in Balochistan. The area planted with “Rabi” wheat is officially forecast at an above-

Retail wheat flour prices in selected markets



Source: FAO/GIEWS Food Price Monitoring and Analysis Tool.



average level of 9.2 million hectares, prompted by record domestic prices and official programmes promoting wheat production. This year wheat sowing is expectedly to be timely as compared to previous year mainly due to timely termination of cotton and rice crops. Germination is also satisfactory so far in both irrigated and barani areas due to timely rains and other inputs supply.

Prospects of wheat 2020-21 looks much promising like previous years due to; a) significant increase in support price of wheat from last year b) timely sowing of wheat due to early termination of Kharif crops particularly cotton c) favorable weather conditions d) higher targets to meet food requirements of the country.

Federal cabinet in its meeting held on 10th November, 2020 has fixed wheat support price of Rs. 1650 per 40 kg this year. This showed an increase of more than 20 percent from the last year support price of Rs. 1365 per 40 kg. This increase in support price will increase growers' net margins and help them to have better crop husbandry measures. The government, however, should focus on the prices and balance use of the fertilizers and other inputs availability. Decrease in urea price and increase in phosphate price can result in imbalance use of fertilizers particularly decrease in phosphate application. This year wheat area and production targets have been increased to meet country's food requirement during the year 2020-21. Federal Committee on Agriculture (FCA) in its meeting held on 22nd October, 2020 fixed wheat crop targets for 2020-21 with consensus of the provinces. Province wise wheat crop 2020-21 targets are as follows:

Wheat Targets 2020-21 (Fixed by FCA)			
Province	Area (000 hec)	Production(000 tons)	Yield (kg/ha)
Punjab	6,560	20,000	3,049
Sindh	1,200	4,000	3,333
Khyber Pakhtunkhwa	900	1,700	1,889
Balochistan	550	1,300	2,364
Pakistan	9,210	27,000	2,932

1.2. Cotton

Cotton crop was at terminal stage with its last picking in some limited areas at the start of December. This year the cotton crop size remained significantly lower mainly due to; a) decrease in area sown, b) low quality cotton seed c) unfavorable weather conditions d) higher insect pest infestation particularly of Pink Bollworm and e) decrease in farmers' net margins owing to higher cost of production.

According to PCGA report of 1st December 2020, cotton arrivals in the ginning factories of Pakistan were 4.648 million bales as compared to 7.448 million bales during last year (down by



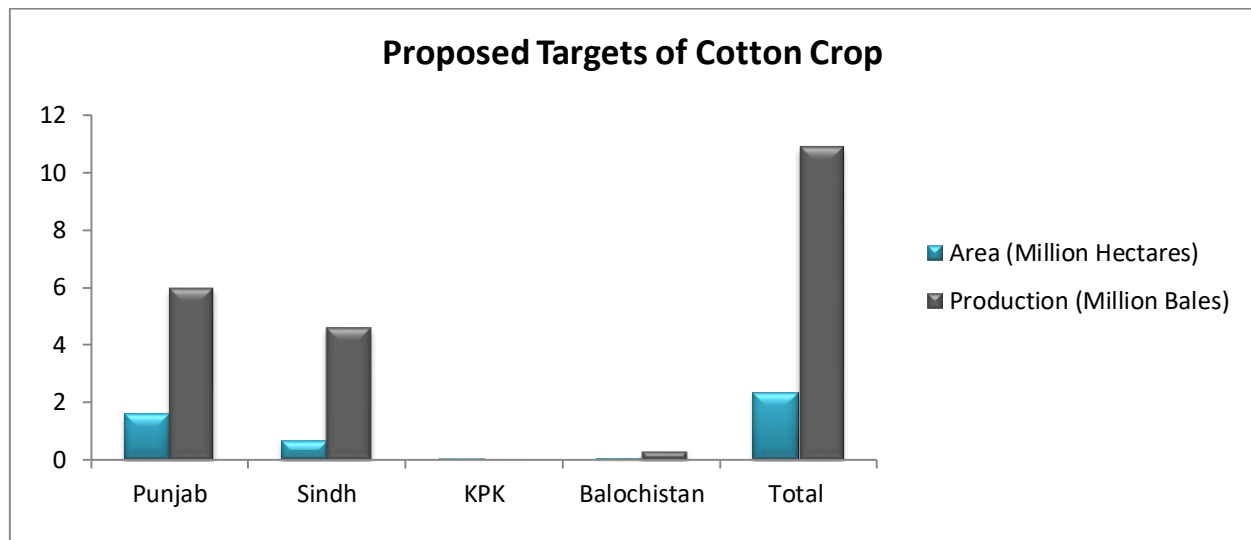
37.59 percent). In Punjab and Sindh, the cotton arrivals during the reported period were lower by 36.38 and 37.10 percent, respectively, as compared to the same period of last year. The details of cotton arrivals are given below:

Cotton Arrivals				
Province	2020	2019	Difference	Percent Difference
Sindh	2,634,487	4,141,096	-1,506,609	-36.38
Punjab	2,013,605	3,306,448	-1,292,843	-39.10
Total	4,648,092	7,447,544	-2,799,452	-37.59

Proposed Targets of Cotton Crop during 2020-21

Targets 2020-21		
Province	Area (Million hectares)	Production (Million Bales)
Punjab	1.60	6.0
Sindh	0.64	4.6
Khyber Pakhtunkhwa	0.01	0.0065
Balochistan	0.06	0.291
Total	2.31	10.89

Source: Federal Committee on Agriculture



1.3. Rice

Rice harvesting, particularly of the basmati, got momentum during November. Rice was the main promising crop for this Kharif season. Rice area was significantly increased occupying the areas of other Kharif crops mainly the cotton. The reasons behind this increase were better rice price in the last year, high yields of hybrid rice and good rains during monsoon season. Lower rice prices are generally due to increase in area and production of rice. However, better average yield may compensate for decrease in rice price with better net returns for the farmers.



Proposed Targets of Rice Crop during 2020-21		
Province	Area(000 hec)	Production (000 Tons)
Punjab	1,900	4,200
Sindh	800	3,000
KP	67	190
Baluchistan	190	600
Pakistan	2,957	7,990

1.4. Sugarcane

Harvesting of sugarcane is in full swing and good yield is expected in Punjab. Harvesting/crushing of sugarcane has been completed in Balochistan. This year crushing season started almost a month earlier than traditional timelines. This will help to lower the sugar price in the general market as the sugar supply increased in the market.

Punjab government has notified sugarcane support price of Rs. 200 per 40 kg whereas Sindh government has still not notified sugarcane support price. Sindh Agriculture department, however, has proposed a support price of Rs. 202 per 40 Kg in comparison to support price of Punjab government. Sugarcane purchase price is, however, generally higher than support price and is in the range of Rs. 225 to 250 per 40 Kg. There is a tough competition among sugar mills for procurement of sugarcane causing price variation on daily basis and much higher than support price without any hue and cry. This may be due to short sugarcane supply and expected extended sugarcane season due to early start of the crushing season.

Proposed Targets of Sugarcane Crop during 2020-21		
Province	Area(000 hec)	Production(000 Tons)
Punjab	753	44,906
Sindh	310	19,000
KP	117	5,850
Baluchistan	0.9	45.5
Pakistan	1,181	69,802



1.5. Maize

Farmers have been advised to start cultivation of Baharia maize from mid of January and complete it by the end of February for getting bumper yield. After completing the first preparation of the land, 10 to 12 tons per acre of cow dung should be thoroughly composted and scattered in the field

Proposed Targets of Maize Crop during 2020-21		
Province	Area (000 hec)	Production (000 tons)
Punjab	860	5,800
Sindh	4.4	5.0
KP	470	900
Baluchistan	4.5	5.0
Pakistan	1,338	6,710

for plowing. In this way the deficiency of organic matter will be eliminated and the crop will grow better. The farmers can also use phosphors, potash and nitrogen fertilizers with the recommendation of agriculture experts and scientists for getting bumper yield.

1.6. Minor Crops

Oil Seeds

- Sowing of oil seeds (Brassica) crop has completed in Punjab and satisfactory growth is reported. No serious pest/insect attack has been reported so far.
- In Sindh, Sunflower and Brassica crops have been reported at good condition and are growing at early vegetative stages.

1.7. Fruits & Vegetables

- The agriculture experts advised the growers of irrigated zones to complete cultivation of potato Rabi crops by January 31 to get bumper yield. The farmers should cultivate approved varieties of potato including C-919, C-922, C-707, C-2115, C-9041, P-3163, P-3203 and Ghauri over maximum space as its produce not only plays a pivotal role in meeting the food requirements of the people, but it will help the growers in mitigating their financial issues.
- The sowing of winter vegetables has been completed in Punjab.
- In Sindh, Cheeko and Apple Stone (Bare) are at fruit formation stage. Picking/harvesting of winter vegetables is in progress and good yield is being obtained.
- In KP, harvesting of winter vegetables is in progress and these are available in the market. Growth of orchid is satisfactory and good yield of citrus has reported.
- In Balochistan, all varieties of apples have developed colour and picking of the fruit is in progress. Condition of winter vegetables is good and is now available in the market.

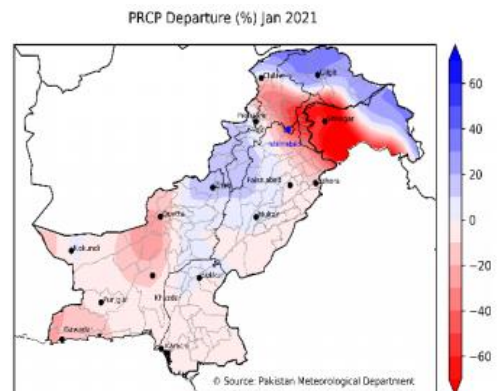
Sources: i. SUPARCO PAK-SCMS Bulletin
ii. Pakistan Meteorological Department



2. WEATHER OUTLOOK

Global climate indicators such as El Niño Southern Oscillation (ENSO) are likely to remain in La Niña state whereas Indian Ocean Dipole (IOD) is expected to remain in neutral phase during the winter season. Based upon regional and global climatic conditions and the analysis of General Circulation Models, following are the main features of weather outlook in January 2021:

- Below normal precipitation is likely to occur over the country during January 2021.
- Average surface temperatures are likely to remain below normal in most parts of the country during January 2021.
- One to two rainfall spells are likely to occur in the central and upper parts of the country during the month of January 2021.

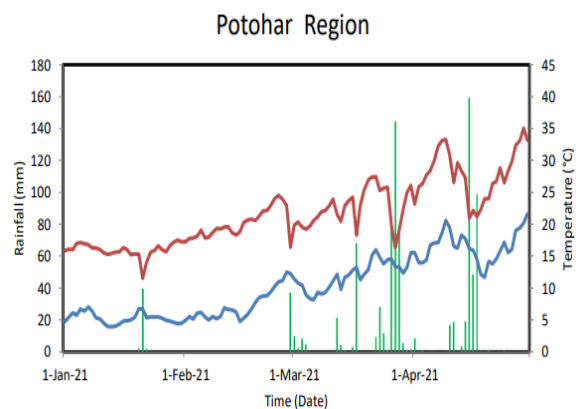


Seasonal Agro-Climote Outlook for 1st Jan-30th Apr, 2021

Punjab

The **Potohar Region** may receive 3-4 light to moderate rainfall spells (with few heavy falls) mainly from the start of March till the mid of April. Besides, a light to moderate rain is expected after the mid of January, that may benefit the Wheat crop at shooting stage. But the continuous dry period during the shooting and flowering stage may increase the water stress. During March and April, Wheat is generally at grain formation to maturity stages. Therefore, the rains/cloudiness in March/April would impose bad impacts on the dry matter production as well as the harvesting activities of wheat; therefore the crop life may be prolonged by a week.

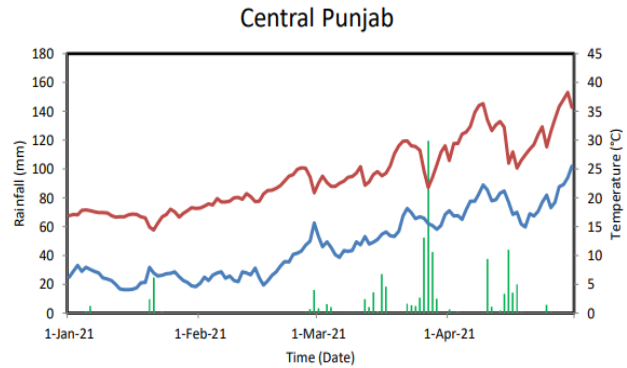
The minimum temperature starts with around 4°C then decrease gradually till mid of January, reaching the lowest value of 3°C and would finally rise again up to 22°C by the end of April. Therefore, it would not drop so to seize the growth of wheat crop. In the same way, maximum temperature would follow the seasonal pattern starting from 16°C (in start till mid of January) and then starts increasing reaching up to the value of 35°C (end of April). Both the maximum and minimum





temperatures are expected to drop down after a spell of rainfall in the area and then normalized gradually as per prevailing season.

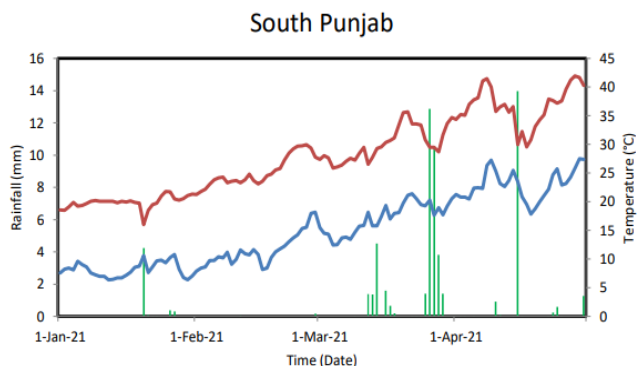
Central Punjab would receive 3-4 spells of light to moderate rainfall from start of March till mid of April. However, light rainfall is also expected after the mid of January, this rain will benefit the crop during the shooting stage. During March and April, the wheat crop would be at grain formation and maturity stages, therefore the expected rains may impact badly the wheat crop. But the rains/cloudiness during April would prolong the crop life and may disrupt the harvesting activities.



The minimum temperature would start from 6°C, slowly decrease till the mid of January reaching the lowest value of 4°C and finally rise again approaching 26°C. Therefore, same as in the case of Potohar, it may not drop as low to impact adversely on the growth of wheat crop. In the same way, maximum temperature would follow the seasonal pattern starting from 17°C (January) and gradually decreasing up to 16°C (mid of January) and then starts increasing up to 38°C (end of April). Both the maximum and minimum temperatures are expected to drop down after a spell of rainfall in the area and then normalized gradually as per prevailing season.

Southern Punjab would receive a couple of light rainfall from the second decade of March till mid of April. The continuous dry season throughout the cropping season may increase the crop water demand.

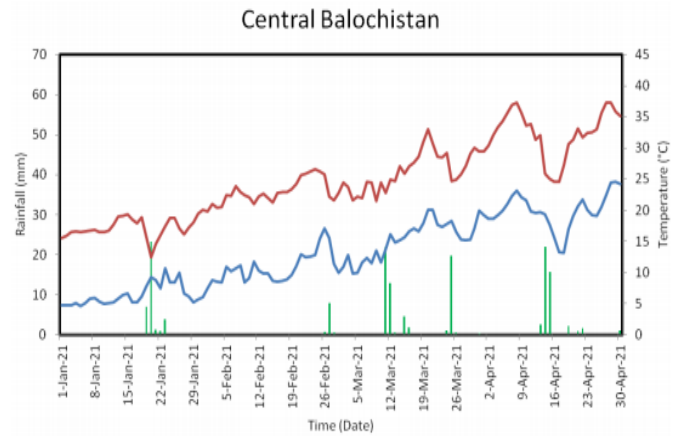
The minimum temperature would start from 8°C, slowly decrease till the mid of January reaching the lowest value of 6°C and finally rise again approaching 27°C in April. Therefore, it may not drop as low to impact adversely on the growth of wheat crop. In the same way, maximum temperature would follow the seasonal pattern starting from 19°C (January) and then starts increasing reaching up to the value of 43°C (end of April).





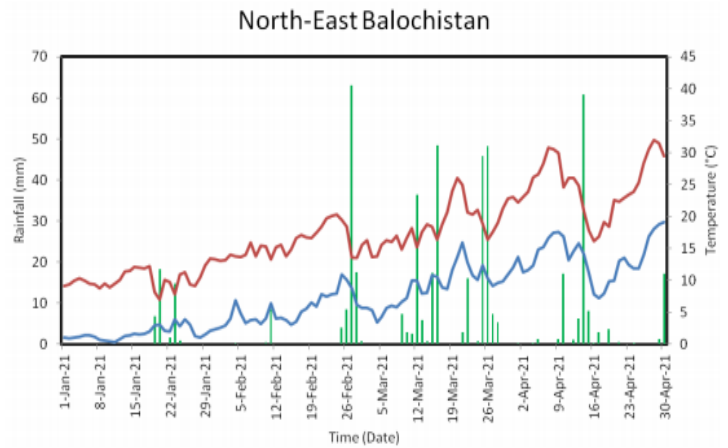
Baluchistan:

Central Baluchistan may receive light rainfall mainly after the mid of January and March. Wheat is at the maturity stages in March, therefore these rains may hurdle the harvesting activities. The minimum temperature starts with 6°C then continues with any significant change and would finally rise up to 25°C by the end of April 2021. Therefore, it would not drop so to seize the growth of wheat crop. In the



same way, maximum temperature would follow the seasonal pattern starting from 17°C (January) and sustains its value reaching up to the value of 38°C (end of April).

North-Eastern Baluchistan would receive 3-4 spells of light to moderate intensity mainly from end of February till mid of April. Here in this area, the wheat crop would be at grain formation stage during the March, therefore these rains would be beneficial for the crop. The minimum temperature starts with 1°C then drops till 0°C till mid of January and would finally rise up to 20°C by the end of April 2021. In



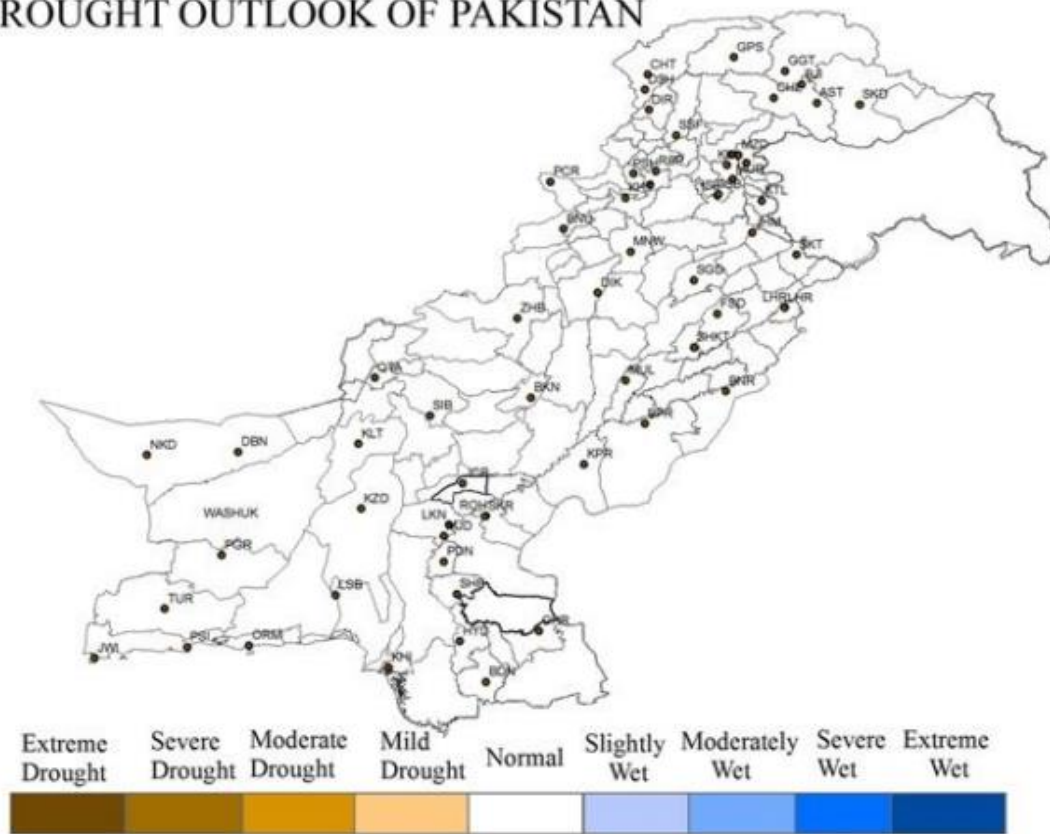
the same way, maximum temperature would follow the seasonal pattern starting from 10°C (start of January) and sustains its value, reaching up to the value of 32°C (end of April). Both the maximum and minimum temperatures are expected to drop down after a spell of rainfall and then normalized gradually as per prevailing season.

Source: <http://namc.pmd.gov.pk/>

3. DROUGHT SITUATION AND OUTLOOK

The month of December was not good for Baluchistan and Sindh. During the month of January, no significant rainfall is expected in Sindh and Baluchistan. Therefore, dry conditions are likely to continue to prevail during the period.

DROUGHT OUTLOOK OF PAKISTAN



Source: Pakistan Metrological Department



4. AVERAGE PRICES OF AGRICULTURAL COMMODITIES

S.No.	Description	Unit	Average Prices			%change Aug 20 over	
			Dec20	Nov 20	Dec 19	Nov 20	Dec 19
2	Wheat Flour, Bag	20 Kg	971	983	906	-1.24	7.15
3	Rice Basmati Broken, (AQ)	1 Kg	89	90	82	-0.66	9.1
4	Rice Irri-6 (Punjab/Sindh)	1 Kg	70	70	61	0.03	14.84
5	Bread Plain, small Size	Each	55	55	48	0.00	14.94
6	Beef With Bone, (AQ)	1 Kg	472	471	429	0.21	10.17
7	Mutton, Average Quality	1 Kg	986	984	888	0.23	11.10
8	Chicken Farm, Broiler, Live	1 Kg	225	224	148	0.62	52.6
9	Milk, Fresh, Un-boiled	1 Ltr	105	105	94	0.22	12.12
10	Curd (Dahi)	1 Kg	121	120	108	0.74	12.66
12	Eggs Hen, Farm	Dozen	198	172	121	15	63
13	Mustard Oil, Average Quality	1 Kg	240	235	204	2.38	17.64
15	Vegetable Ghee, Dalda/Habib	2.5 Kg	646	634	561	1.92	15.04
17	Bananas (local)	Dozen	70	65	64	7.62	8.93
18	Pulse Masoor, Washed	1 Kg	155	159	137	-2.55	13.46
19	Pulse Moong, Washed	1 Kg	226	229	197	-1.41	14.60
20	Pulse Mash, Washed	1 Kg	245	247	207	-0.82	18.50
21	Pulse Gram	1 Kg	140	142	138	-1.32	1.16
22	Potatoes	1 Kg	57	77	46	-25.77	23.99
23	Onions	1 Kg	53	74	73	-28.91	-27.40
24	Tomatoes	1 Kg	101	143	127	-29.32	-20.17
25	Sugar, Refined	1 Kg	83	99	71	-16.08	17.08
26	Gur, Average Quality	1 Kg	125	128	110	-2.44	14.33
27	Salt Powder (National/Shan)80gm	Each	30	30	30	0.00	0.00
28	Red Chilli Powder National 200gm	Each	280	280	150	0.00	86.31
29	Garlic	1 Kg	241	236	284	2.25	-15.07

Source: Pakistan Bureau of Statistics

5. WATER AVAILABILITY/ DAMS FLOW DATA

According to the data released by IRSA on 11th January 2021, water level in the Indus River at Tarbela Dam was 1470.73 feet, which was 78.73 feet higher than its dead level 1386 feet. Water inflow in the dam was recorded as 18,500 cusecs and outflow as 35,000 cusecs. The water level in the Jhelum River at Mangla Dam was 1168.00 feet, which was 128.00 feet higher than its dead level of 1040 feet whereas the inflow and outflow of water was recorded as 11,200 cusecs and 23,000 cusecs respectively. The release of water at Kalabagh, Taunsa and Sukkur was recorded as 35,300, 14,900 and 4,200 cusecs respectively.

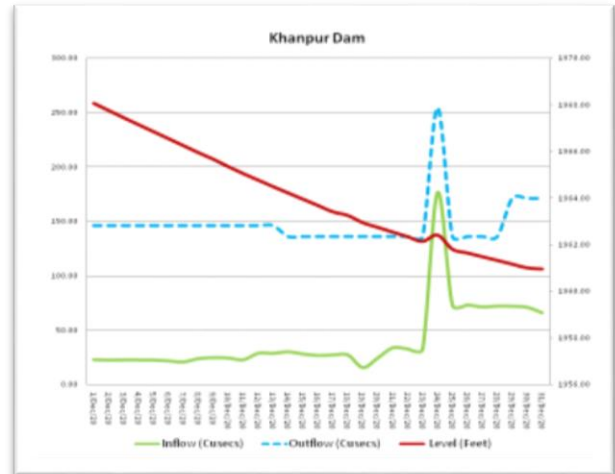
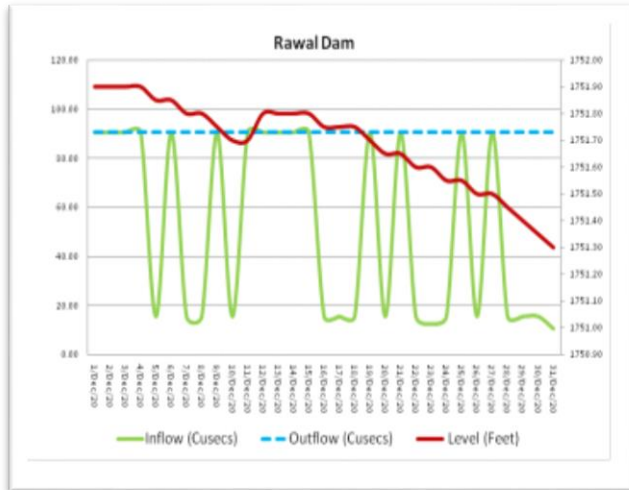
Similarly, from the Kabul River a total of 8,300 cusecs of water was released at Nowshera and 14,400 cusecs released from the Chenab River at Marala.




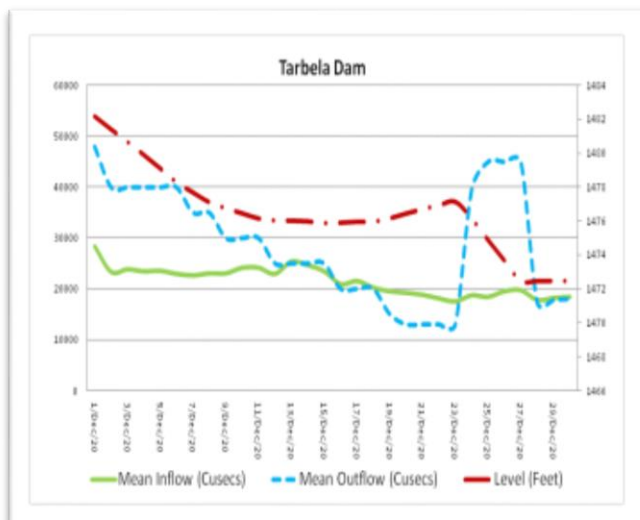
Water Availability/ Dams Flow Data

During the month of December 2020, water inflow, outflow and levels of Rawal, Khanpur, Tarbela and Mangla dams are shown in Figures below. An overall decreasing trend in inflow and levels has been observed in these dams.

Water Inflow, Outflow and Level of Rawal and Khanpur Dams



Water Inflow, Outflow and Level of Tarbela and Mangla Dams



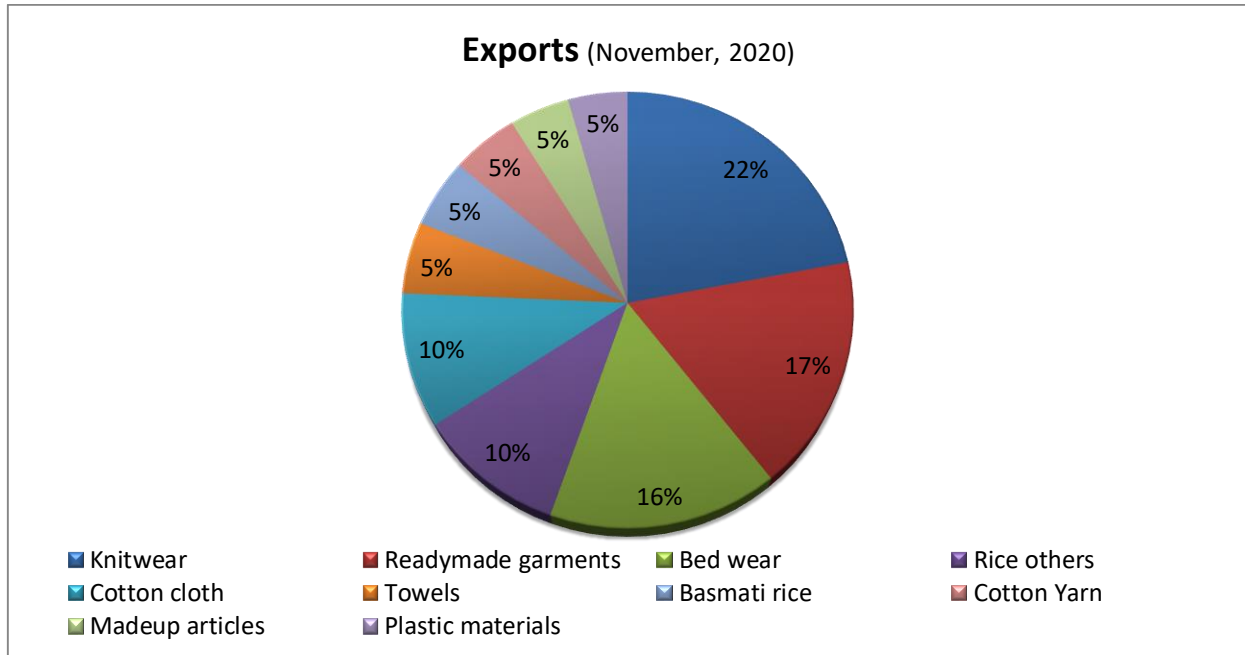


6. TRADE SITUATION

Exports

- According to the provisional figures compiled by the Pakistan Bureau of Statistics, exports from Pakistan during November, 2020 amounted to Rs. 346,063 million (provisional) as against Rs. 342,063 million in October, 2020 and Rs. 311,786 million during November, 2019 showing an increase of 1.17% over October, 2020 and of 10.99% over November, 2019.
- In terms of US dollars the exports in November, 2020 were \$ 2,174 million (provisional) as compared to \$ 2,101 million in October, 2020 showing an increase of 3.47% and by 8.32% as compared to \$ 2,007 million in November 2019.
- Main commodities of exports during November, 2020 were Knitwear (Rs. 52,146 million), Readymade garments (Rs. 41,217 million), Bed wear (Rs. 37,991 million), Rice others (Rs. 24,623 million), Cotton cloth (Rs. 23,610 million), Towels (Rs.12,649 million), Basmati rice (Rs. 12,193 million), Cotton Yarn (Rs. 11,817 million), Madeup articles (excl. towels & bedwear) (Rs.10,562 million), and Plastic materials (Rs. 10,412 million).
- The increase (+) / decrease (-) recorded in main commodities exported during November, 2020 over October, 2020 and November, 2019 is given below: -

S.No.	COMMODITIES	%Change for value in million Rupees in November, 2020 over	
		October, 2020	November, 2019
1	Knitwear	-0.47	25.79
2	Readymade garments	3.07	5.99
3	Bed wear	-5.93	25.07
4	Rice others	53.64	8.72
5	Cotton cloth	-13.58	-9.72
6	Towels	-1.21	24.52
7	Basmati Rice	83.27	39.43
8	Cotton yarn	21.27	-22.79
9	Madeup articles (excl. towels & bedwear)	-4.83	19.08
10	Plastic materials	116.60	262.16

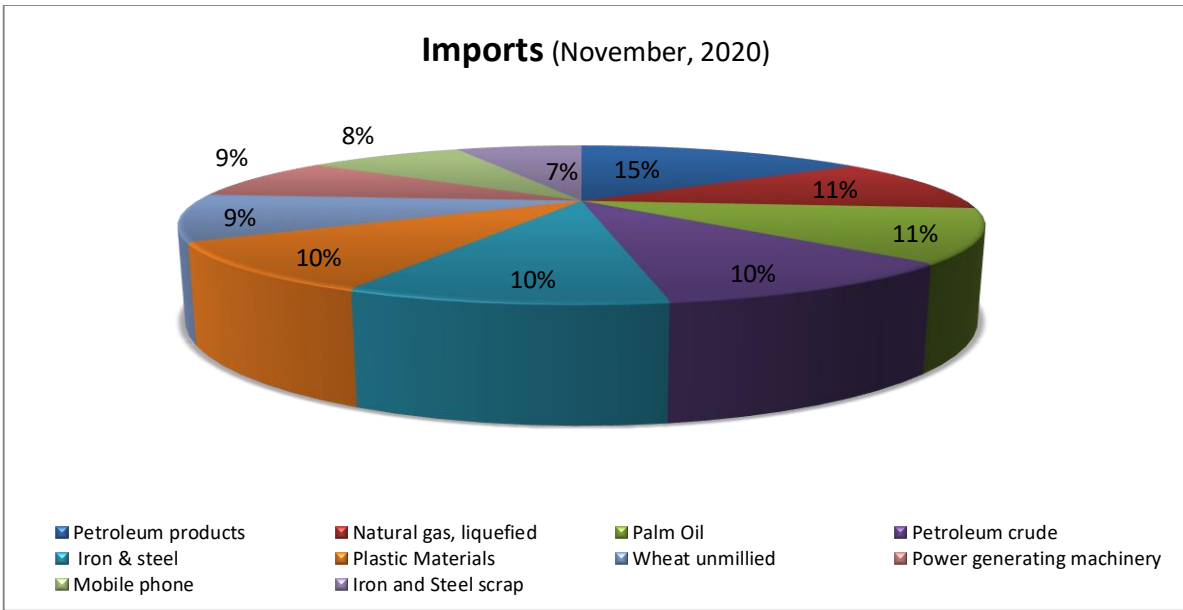


Imports

- Imports into Pakistan during November, 2020 amounted to Rs. 686,349 million (provisional) as against Rs. 633,218 million in October, 2020 and Rs. 609,639 million during November 2019 showing an increase of 8.39% over October, 2020 and of 12.58% over November 2019.
- In terms of US dollars the imports in November, 2020 were \$ 4,311 million (provisional) as compared to \$ 3,890 million in October, 2020 showing an increase of 10.82% and by 9.86% as compared to \$ 3,924 million in November 2019.
- Main commodities of imports during November, 2020 were Petroleum products (Rs. 49,073 million), Natural gas, liquefied (Rs. 35,838 million), Palm Oil (Rs. 33,920 million), Petroleum crude (Rs.32,717 million), Iron & steel (Rs.31,473 million), Plastic Materials (Rs. 30,709 million), Wheat unmillied (Rs.30,468 million), Power generating machinery (Rs.27,480 million), Mobile phone (Rs.26,449 million) and Iron and Steel scrap (Rs. 21,563 million).
- The increase (+) / decrease (-) recorded in main commodities imported during November, 2020 over October, 2020 and November, 2019 is given below: -

S.No.	COMMODITIES	%Change for value in million Rupees in November, 2020 over	
		October, 2020	November, 2019
1	Petroleum products	-20.97	-31.31
2	Natural gas, liquefied	-2.54	61.56

3	Palm oil	148.17	28.13
4	Petroleum crude	7.46	-29.89
5	Iron and steel	27.99	58.50
6	Plastic Materials	1.38	15.67
7	Wheat unmilled	63.68	100.00
8	Power generating machinery	139.79	187.96
9	Mobile phone	149.68	53.75
10	Iron and steel scrap	-17.84	6.57



Balance Of Trade

- Based on the provisional figures of imports and exports the balance of trade in November, 2020 was (-) 340,286 million in terms of Rupees and (-) 2,137 million in US dollars.
- The balance of trade figures cumulative from July – November, 2020 were (-) 1,600,494 million in terms of Rupees and (-) 9,740 million in USdollars.

Source: Provisional data provided by PBS



7. FERTILIZER OFF-TAKE SITUATION

Fertilizer off take during November, 2020

The data reveal that total nutrient off-take during November 2020 was about 542 thousand tonnes, which increased by 13.9 per cent as against November 2019. Nitrogen off-take was 346 thousand tonnes which increased by 28.2 per cent while phosphate off-take was 191 thousand tonnes which decreased by 5.3 per cent. Potash off-take increased by 23 per cent as compared to November 2019. Product-wise, urea off-take was 533 thousand tonnes, which increased by 40 per cent. Main reason for increase in urea off-take is decrease in its prices in local market. Offtake of DAP was 367 thousand tonnes, which decreased by 9.3 per cent over November 2019.

SUPPLY/DEMAND SITUATION DURING NOVEMBER 2020

Urea

Total urea availability during November 2020 was about 1187 thousand tonnes, which comprised 672 thousand tonnes of previous month left over and 515 thousand tonnes domestic production. Urea off-take during November 2020 was 533 thousand tonnes. The closing balance was 668 thousand tonnes. Table 5 presents the urea and DAP supply demand situation.

DAP

Total availability of DAP during November 2020 was 465 thousand tonnes comprising 245 thousand tonnes of previous month leftover, 77 thousand tonnes of local production and imports of 143 thousand tonnes. DAP off-take was 367 thousand tonnes. The closing balance worked out to be 99 thousand tonnes.

OUTLOOK FOR RABI 2020-21

Rabi 2020-21 started with opening inventory of 473 thousand tonnes of urea. Domestic production during Rabi 2020-21 is estimated around 3021 thousand tonnes. Thus total availability will be around 3494 thousand tonnes. Offtake is estimated around 3244 thousand tonnes depending upon the present trend of fertilizer consumption. The situation of urea during Rabi 2020-21 seems to be comfortable. However, pocket shortages of urea may be reported during January and February 2021 due to closure of LNG based plants.

Rabi 2020-21 started with 297 thousand tonnes of opening inventory of DAP. Domestic production estimates are 426 thousand tonnes. Total planned imports are 508 thousand tonnes. This will make total availability of DAP as 1232 thousand tonnes against the estimated demand of 991 thousand tonnes. Availability of DAP appears to be comfortable in the coming months.

Source: NFDC



8. NEWS & TRENDS

- The agriculture department has invited applications from growers for wheat production competition 2020-21 under National Plan of Increase Wheat Production. Both male and female farmers are eligible for applying while tenants could also submit applications for wheat production competition getting their applications verified from Tehsil committee. The applications forms can be downloaded from website www.agripunjab.gov.pk or the same could be obtained from the offices of Assistant Director Agriculture (Extension) and Agriculture Officer (Extension) free of cost during office timings. Photo copies of these forms will also be acceptable. Farmers should submit their applications up to January 30 and after competition, lucrative and precious prizes would be awarded to the winners.
- The Islamabad Capital Territory (ICT) Agriculture department on Wednesday organized a training session for its field staff, enhancing their ability to perform the task in effective manner. The experts of Pakistan Agricultural Research Council (PARC) informed the participants on various ways and means to improve and maximize wheat production. Around 40 officials attended the 7-hour long session comprising topics land utilization, disinfection, sprays and fertilizers.
- Khyber Pakhtunkhwa Forest Department has prepared an inclusive plan to plant over 164.841 million saplings out of which 114.349 million are ready for plantation in spring season 2021 in the province. About 164.841 million seedlings were raised in departmental and private nurseries out of which 114.349 million are ready for plantation in spring season in KP. To achieve the said target, KP has been divided into three circles including central southern region-I Peshawar, northern forest region-II Abbottabad and Malakand forest region-III Swat where these saplings would be planted with the help of Govt. departments, farmers, NGOs, general public and forest department under an umbrella of 10 billion trees afforestation project (10BTAP).
- A Centre for Livestock Advisory and business Incubation has been set up in tehsil Jalalpur Pirwala, some 90 kms from here with the aim to facilitate livestock farmers as major portion of the people of the area depend on agriculture and livestock farming where livestock breeders will be provided modern advisory with the aim to boost milk and meat production.

Source: www.urdupoint.com

زرعی سفارشات

گندم

- ﴿ پختہ کاشتہ گندم کو پہلا پانی شاخیں نکلتے وقت بوائی کے 25 تا 30 دن بعد لگائیں۔
- ﴿ گندم کی اچھی اور زیادہ پیداوار حاصل کرنے کے لیے جڑی بوٹیوں کی تلفی انتہائی ضروری ہے۔ ایک اندازے کے مطابق جڑی بوٹیوں کی وجہ سے 42 فیصد تک پیداوار کم ہو سکتی ہے۔ جڑی بوٹیوں کی تلفی کے لیے مندرجہ ذیل باتوں کا خیال رکھیں۔
- ﴿ پہلی آبپاشی کے بعد کھیت و تر حالت میں آنے پر دو ہری بار ہیرو چلائیں۔
- ﴿ جڑی بوٹیوں کی تلفی کے لیے فصل کی ابتدائی حالت میں پہلے پانی کے بعد جڑی بوٹیوں کی شناخت کو مد نظر رکھتے ہوئے جڑی بوٹی مارا دو بیات کا فوراً سپرے کریں۔ چوڑے اور نوکیلے پتوں والی دونوں اقسام کی جڑی بوٹیوں کی صورت میں دونوں طرح کے زہروں کو ملا کر یا ان کے تیار شدہ مکسچر جو کہ مارکیٹ میں دستیاب ہیں سپرے کریں۔ ورنہ علیحدہ علیحدہ سپرے کریں۔
- ﴿ دوسرے پانی کے بعد اگر نوکیلے پتوں والی جڑی بوٹیاں نظر آئیں تو ان کے لیے موبو سفارش کردہ زہر ضرور استعمال کریں۔
- ﴿ رتیلے کھراٹھے نیز بارانی علاقوں کی زمینوں میں جڑی بوٹی مار زہروں کا استعمال محکمہ زراعت کے عملہ کے مشورہ سے کریں۔

سورج کھسی

- ﴿ بھاری میرا زمین سورج کھسی کی کاشت کے لیے بہت موزوں ہے۔ سبم زدہ اور بہت رتیلی زمین اس کے لیے موزوں نہیں ہے۔
- ﴿ جنوبی اضلاع میں یکم جنوری سے 31 جنوری تک اور وسطی و شمالی اضلاع میں 15 جنوری سے 15 فروری تک کاشت مکمل کریں۔
- ﴿ ڈیرہ غازی خان اور راجن پورہ اضلاع میں 31 جنوری تک کاشت مکمل کریں۔
- ﴿ سورج کھسی کی اچھی پیداوار حاصل کرنے کے لیے فصل کو قطاروں میں کاشت کریں۔ قطاروں کا درمیانی فاصلہ اڑھائی فٹ اور پودوں کا درمیانی فاصلہ آبپاش علاقوں میں 9 انچ رکھیں

کما د

- ﴿ فصل کی کٹائی جاری رکھیں۔ فصل کی کٹائی سطح زمین سے آدھا تا ایک انچ گہرا کریں کیونکہ زیر زمین پڑی آنکھیں زیادہ صحت مند ماحول میں پھوٹی ہیں اور مڈھوں میں موجود گڑووں کی سنڈیاں تلف ہو جاتی ہیں۔
- ﴿ کٹائی کے بعد گنا جلد از جلد کو سپلائی کریں تاکہ وزن اور ریکوری میں کمی نہ آئے۔
- ﴿ موٹھی فصل رکھنے کے لیے کٹائی 15 جنوری کے بعد کریں۔
- ﴿ ستمبر کاشتہ اور موٹھی فصل کو پہلے کاٹیں۔

کپاس

﴿ کپاس کی آخری چنائی کے بعد کھیت میں بھیڑ بکریاں چھوڑ دیں تاکہ وہ بچے کچے ٹینڈے وغیرہ کھالیں اور ان میں موجود سنڈیاں خصوصاً گلابی سنڈی وغیرہ تلف ہو جائیں۔ ﴾

﴿ حکومت پاکستان کی طرف سے گلابی سنڈی کے انسداد کے لیے پی بی روپس پر ڈیڑھ لاکھ ایکڑ تک 1000 روپے فی ایکڑ سبڈی دی جائے گی۔ ﴾

﴿ گلابی سنڈی کپاس کے بچوں میں جیننگ فیکٹریوں میں موجود کچرا یا کھتوں کے کنارے پڑی کپاس کی چھڑیوں کے ساتھ ان کھلے ٹینڈوں میں لہذا ان کو بروقت تلف کریں۔ ﴾

چنا

﴿ چنے کی فصل میں شروع سے جڑی بوٹیوں کی تلفی ضروری ہے۔ ان کی تلفی بذریعہ گوڈی کریں۔ پہلی گوڈی فصل اگنے کے 30 تا 40 دن بعد اور دوسری گوڈی پہلی گوڈی سے ایک ماہ بعد کریں۔ ﴾

﴿ کابلی چنے کے لیے پہلا پانی بوائی کے 60 تا 70 دن بعد اور دوسرا پھول آنے پر دیں دھان کی فصل کے بعد چنے کو آبپاشی کی ضرورت نہیں۔ ستمبر کا ششہ کماد میں چنے کی فصل کو کماد کی ضرورت کے مطابق آبپاشی کریں۔ ﴾

سبزیات

﴿ آبپاشی کا خیال رکھیں گوڈی کریں۔ ﴾

﴿ چھوٹی اور نازک سبزیوں کو سردی سے بچانے کے لیے رات کے وقت شفاف پلاسٹک شیٹ سے ڈھانپ دیں۔ ﴾

﴿ آلو کی فصل کا معائنہ کرتے رہیں۔ بیماری یا کیڑے کے حملے کی صورت میں محکمہ زراعت کے عملے سے مشورہ کر کے مناسب زہر کا بروقت سپرے کریں۔ ﴾

﴿ بیج کے لیے آلو کی مخصوص فصل کا معائنہ باقاعدگی سے جاری رکھیں۔ وائرس سے متاثرہ اور دوسری اقسام کے پودوں کو احتیاط سے اکھاڑ کر ضائع کر دیں۔ ﴾

﴿ کورے کے اندیشے کے پیش نظر محکمہ موسمیات کی پیشن گوئی کو مد نظر رکھتے ہوئے کورے کی راتوں میں آلو کی فصل کی ہلکی آبپاشی کریں یا پانی کا سپرے کریں یا دھونی دیں۔ ﴾

☆☆☆☆☆